

LOBLOLLY Cottage

House Guide

loblollycottage.com

Guide Contents

Welcome	3
Important Information	4
Television /Wifi	5
Channel Line Up	6
Coffee Maker	7
Deck	8
Cabana Kitchen Bar	9
Fire Pit	10
How to	11
How to	12
First Aid/ Emergency Sundries	13
Checking Out	14



Welcome

We are so glad you decided to stay here, and we hope you have an enjoyable getaway.


This guide contains information about Loblolly Cottage, Germantown and the surrounding areas to help you enjoy your stay. You should find everything that you need, but if you have a question that isn't covered in here, please don't hesitate to ask.

We hope you enjoy your stay.
Sincerely,
Billy

CONTACT INFORMATION

If you need assistance with anything, please contact your host:

Name: Billy Kimmel
Phone: 917-771-2162
E-mail: billy@billykimmel.com
Website: loblollycottage.com



Important Information

IN CASE OF EMERGENCY: Dial 911

Nearest Medical Center: Columbia Memorial Hospital
Address: 71 Prospect Avenue, Hudson, NY 12534
Phone number: 518-828-7601

Nearest Urgent Care: WellNow Urgent Care
Address: 446 Fairview Avenue Hudson, NY 12534
Phone number: 838-273-8680

Fire Department: Germantown Fire Department: 518-537-6685
Police Department: Columbia County Police: 518-828-0601 or dial 911

Neighborhood: Germantown, New York
Address: 153 Main Street, Germantown, NY 12526
Look for the Loblolly sign.

House Rules

Parties: Parties are prohibited.

Guests: Your friends are welcome to visit but cannot stay overnight.

Quiet Hours: 10:00pm – 10:00am

Music: Music is fine, but please not too loud.

Private Areas: Guests are not permitted at the main house and deck.

Parking: Please use the Cottage driveway.

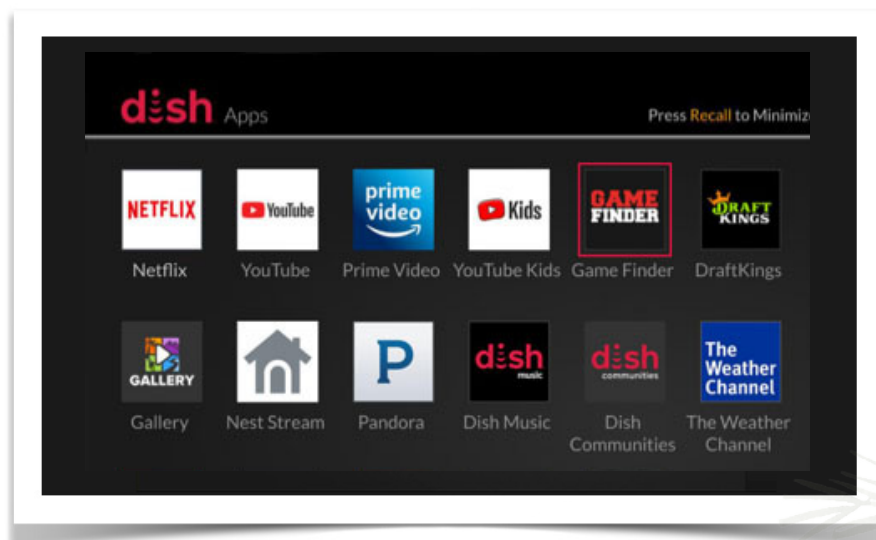
Inclement Weather: Please remove your shoes on wet and muddy or snowy days.

Food & Garbage: Please do not leave food or garbage outside overnight.

TV / Wi-Fi

USING THE TV

1. To power "TV" press the TV button on right of the remote.
2. Press "SELECT" to activate the Dish Satellite..
3. Press "GUIDE" to select and view the channel you desire.
4. Press "APPS" to select Netflix or Prime Video.
5. You will be asked to login.



Note: Apps require verification of your personal account via your personal wireless device.

WIRELESS INTERNET:

WiFi Network: LoblollyWifi

WiFi Password: bd2006!!

OR



Tap your smart phone on the Wifi Porter

Channel Line Up



118	A&E HD	116	Game Show Network HD	299	ReelzChannel SAP HD
131	AMC HD	229	Gem Shopping Network	231	RFD-TV HD
184	Animal Planet HD	373	getTV	248	RIDE TV HD
167	AXS TV HD	401	Golf Channel HD	280	Russia Today
135	BBC America HD	217	GRIT HD	225	Sale
73	BeautyIQ	185	Hallmark Channel HD	193	Science HD
124	BET HD	186	Hallmark Drama	404	SEC Network HD
405/410	Big 10 Network HD	187	Hallmark Movies & Mysteries HD	408	SEC Network HD
175	Boomerang SAP	202	Headline News	256	Shepherd's Chapel Network
359	Bounce	293	Heroes & Icons	88/274/882	ShopLC
129	Bravo HD	112	HGTV HD	99	Sirius XM HD
245	BUZZER	120	History HD	6002-6096	Sirius XM (ViP Receiver)
9403	BYUtv	843	HITN	257	SonLife Broadcasting Network SAP
210	C-SPAN SAP	202	HLN HD	126	Sundance TV HD
211	C-SPAN2	103	Hopper Insider	122	Syfy HD
176	Cartoon Network (E) SAP HD	74	HSN HD	260	TBN
177	Cartoon Network (W)	226	HSN2	139	TBS SAP HD
158	CBS Sports Network HD	133	IFC HD	132	TCM SAP HD
884	CGTN-E	268	Impact Network	181	TeenNick
279	CGTN News	230	In Country Television	400	Tennis Channel HD
267	Christian Television Network	259	INSP	232	The Cowboy Channel HD
166	CMT HD	192	Investigation Discovery HD	258	The Hillsong Channel
208	CNBC HD	250	ION	268	The Impact Network
200	CNN SAP HD	83/227	Jewelry Television	9393	Three Angels Broadcasting Network
107	Comedy Central HD	240	Justice Central	183	TLC HD
289	Comet HD	252	Justice Network	138	TNT SAP HD
113	Cooking Channel HD	237	LAFF TV	196	Travel Channel HD
221	CRAFT	108	Lifetime SAP HD	242	truTV HD
263	Daystar	109	Lifetime Movie Network HD	856	TUDN SAP HD
95	DEAL	9410	Link TV	399	TV Games Network
182	Discovery Channel HD	2-70	Local Channels (ABC, CBS, FOX, NBC)	398	TVG2
179	Discovery Family HD	407	Longhorn Network ¹ HD	106	TV Land
101	DISH Info (not available on Hopper) SAP	86/220	Mercury TV (MALL)	271	UniMas
102	DISH Studio HD	247	MeTV	270	Univision East HD
172	Disney Channel (E) SAP HD	152/478	MLB Network HD	828	Univision West
173	Disney Channel (W)	246	Motortrend HD ONLY	188	Uplifting Entertainment
168	Disney Junior	209	MSNBC HD	105	USA SAP HD
174	Disney XD SAP	160	MTV HD	846	Vme HD
111	DIY HD	161	MTV2	162	VH1 SAP HD
270/827	DPLCL	369	MTV Live HD ONLY	121	Viceland
114	E! Entertainment Television HD	286	NASA	265	Victory
9411	Enlace	190	Nat Geo WILD HD	214	Weather Channel HD
85	EPIC	197	National Geographic HD	215	WeatherNation HD
140	ESPN HD	156	NBA TV SAP HD	239	WGN America
143	ESPN2 HD	159	NBCSN HD	128	Women's Entertainment (WE)
142	ESPNEWS HD	216	NewsMax	228/275	YouTV
141	ESPNU HD	283	NEWSY	191	Z Living HD ONLY
144-145	ESPN Alternate	154	NFL Network HD		
852	Estrella TV	157	NHL Network HD		
261	Eternal World Television Network	169	Nick Jr.		
134	EVINE Live	170	Nick/Nick at Nite (E) SAP HD		
82	Family Entertainment TV	171	Nick/Nick at Nite (W)		
243	FM	389	Olympic Channel		
218	Folk TV	396	Outdoor Channel HD		
110	Food Network HD	189	OWN		
206	FOX Business Network HD	127	Oxygen		
205	FOX News Channel HD	406	Pac-12 Network HD		
150	Fox Sports 1 HD	409	Pac-12 Network HD		
149	Fox Sports 2 HD	241	Paramount Network		
9415	Free Speech TV	500	Pay-Per-View Guide		
180	Freeform HD	117	Pop HD		
164	Fuse HD	393	Pursuit		
136	FX SAP HD	71/137	QVC SAP		
125	FXX HD	255	QVC 2 HD		
119	FYI HD	94/223	REAL		
273	Galavision HD	284	RECTV		

Cafe

MAKING COFFEE

The Keurig can brew K-Cup coffees only. The water reservoir has been refreshed before your arrival and will brew (6) 8 oz. cups before the need to refill. A Brita pitcher has been refreshed as well for refilling the reservoir or for drinking.


Carefully follow instructions below.

A) Power button. B) Screen will light with brewing options. C) Grab and lift the brew head handle. D) Choose your K-Cup and insert it into the brew chamber. E) Close the brew chamber. F) Place your coffee mug on the tray under the brew chamber. G) Choose your cup size. H) Press “K” to brew. I) Enjoy.

Please Note: The cup size is auto set to 8 oz.



The Deck



The Deck offers a one of a kind magical outdoor experience, nestled under a majestic canopy of pines. Relax in an Adirondak chair or take a nap on a chaise lounge. After dinner mix a cocktail at the Cabana Bar and gather around the fire pit and enjoy a roaring fire. Hotdogs and marshmallows not included.

The Cabana Kitchen Bar



The Cabana Kitchen on the deck offers all the amenities you will need for cooking during your stay here at Loblolly Cottage. There is a refrigerator to keep food items cold or frozen until you are ready to prepare for a meal, and a four-burner gas grill to do the cooking.

We also provide a toaster oven and an electric kettle. There is cookware and grilling utensils for food preparation as well as plenty of dishware, eating utensils and glassware for your beverages.

Enjoy breakfast, lunch or dinner under a canopy of pines in this unique outdoor setting.

Bon appetit!

The Fire Pit

The Fire Pit area offers a one-of-a-kind magical outdoor experience nestled among the majestic pine trees. Relax on one of the Adirondack chairs and enjoy a roaring fire. (Hot dogs & marshmallows not included).



Everything you need to have a successful and safe fire is located in the **Cabana Kitchen** on the shelf under the Bar. There you will find fire starters, a lighter and a “**Fire Stop**” extinguisher in case of an emergency. Please take some time to look at the “Fire Stop” directions and how to use it.

FIRE PIT USE AND SAFETY GUIDELINES

1. ONLY adults 18 years and older can use the fire pit. Children must be supervised.
2. The fire kettle gets extremely hot. Please do not lean anything against it.
3. Fires should never exceed the capacity of the kettle- a maximum of 5-7 logs burning at any given time. Once logs burn down some, then you can add a log. It is important that the fire is never out of your control. Never leave the fire unattended.
4. The round “Snuffer” should be placed on top of the kettle once your fire has burned down to embers. This will put the embers out and keep them from blowing out of the kettle. Once you are finished enjoying the fire, cover the kettle with the snuffer.
5. Please do not use the fire pit on very windy days.



How To...


INDOOR & PATIO LIGHTS



The Main room light switches are located by the entry door. To the right of each switch is a dimmer button which you can set your preference by sliding it up and down.

The outdoor light switch is to the right of the Main room switches and also features a dimmer in a push button fashion.

Bathroom shower light and vent switches are on the left before you enter the bathroom.



HEATERS



There are three baseboard heaters in the cottage. Two in the main room and one in the bathroom. To activate any heater, turn the dial on the side to the desired level of heat. (level 1-9) These heaters put out a lot of heat. It's best to start between level 1 and 5 and then adjust once the cottage begins to heat up. You will find that the most comfortable setting will be around level 3 or 4 but if you are using all three heaters you may want to turn them all down to level 4.

Please Note: During the months December - March the bathroom heater must be left on at a minimum level 4. Please do not turn off.

PHONE CHARGING



Charge mobile devices that have a USB connector. Or plug the directly into the outlet of the charger.


How To...

AIR CONDITIONER




The Air Conditioner has simple controls for your comfort.

- Power Button
- Fan Speed
- Mode
- Dial + – your level of coolness.



ENTRY DOOR LOCK



The Antique Cottage entry door is from the early part of the 20th century and may function differently than typical modern doors. When entering the Cottage pull door handle toward you and press the thumb latch to open. Don't be afraid muscle it for a strong close.

Just in case you need to know:

TO LOCK the door turn small knob LEFT
TO OPEN the door turn large knob RIGHT

OUTDOOR SPEAKER



On the Deck you can wirelessly play music from your mobile device using a music app of your choice. Just turn on your blue tooth and select Hearth and Hand. (Seasonal)

First Aid / Sundries

IN CASE OF EMERGENCY:

Nearest Medical Center:

Address:

Phone number:

Germantown Fire Department:

DIAL 911

Columbia Memorial Hospital

71 Prospect Avenue, Hudson, NY 12534

518-828-7601

518-537-6685

FIRST AID KIT & SUNDRIES



FIRST AID KIT:

You will find the kit located in the bathroom cabinet should you require one. If an injury is more serious, please call 911 or you can drive to the nearest emergency room at Columbia Memorial Hospital in Hudson NY 518-828-7601



FIRE EXTIGUISHER

In the **BATHROOM CABINET & DECK KITCHEN**, you will find a fire extinguisher to use in case of a fire.

If you have never used one, please familiarize yourself with it so that you can be prepared. I thank you in advance.

Germantown Fire Department: 518-392-3839

Checking Out

CHECK OUT PROCEDURE

I hope you enjoyed your stay here!

CHECK-OUT: time is 10:00am on the day that your booking ends.

LAUNDRY: No need to do anything, just be sure to hang damp towels and linens on towel bars and hooks.

GARBAGE: Please place anything that is to be thrown away into one or both garbage cans. The larger garbage can is located on the deck.

RECYCLING: Place all recyclables in the outdoor kitchen area.

Before you leave, could you please:

- Check for personal property, especially device charging cords.
- Leave the door key hanging inside on the hook.
- Text me to let me know you have checked out: 917-771-2162

It would be appreciated if you could post a review of Loblolly Cottage on the Airbnb or VRBO website. Let us know how we did and help us create an even better experience for future guests.

Travel safe and come visit us again anytime you're in the Hudson Valley.

